VCS VERSION 5

Updates & Template Training

Overview of updated requirements and reporting expectations

25 August 2026

Photo courtesy of Keneco. Mindanao Tree Planting Program for our Climate and Communities (MinTrees), Philippines (Verra Project 2412)

AGENDA

Overview of Key VCS Version 5 Updates & Template Sections

All Version 5 "effective 1 July 2027" updates

Template sections required for reporting on updates and how to use them

Overview of General Template Updates

PD/MR Template improvements not related to VCS Version 5 program updates

VERRA

Background on VCS Version 5

VCS Version 5 Implementation Milestones

December 16, 2025
Release of VCS Version 5

VCS Standard, v5.0 and other program documents are released
Some updates are effective immediately

June 9, 2026
Release of VCS Version 5 templates and guidance

VCS Version 5 is fully operationalized and projects can begin to use it

July 1, 2027
VCS Version 5 effective date

Most V5 updates become effective for all projects
Use of VCS V5 templates becomes mandatory

Registry | Project Hub

Contact | Search

VERRA

Programs | VCS Methodologies | Validation and Verification | Work With Us | Impact | Latest | About

DONATE

- VCS VERSION 5 STAKEHOLDER RESOURCES
- FAQS
- WHAT'S NEW IN VCS VERSION 5?
- WHY CHOOSE VCS VERSION 5?
- WHAT CONTINUES IN VCS VERSION 5?
- GETTING STARTED WITH VCS VERSION 5

Version 5 Guide VERRA

GETTING STARTED

FIND OUT EXACTLY WHAT VCS VERSION 5 MEANS FOR YOUR PROJECT

Answer a few quick questions, and we'll show you the requirements, dates, and next steps that apply to your situation

GET STARTED

No account required • Takes about 2–3 minutes

https://verra.org/programs/verified-carbon-standard/verified-carbon-standard-version-5/

VCS Version 5 Templates & Guidance

Updated resources released 9 June 2026

1. Templates

Core project reporting

PD • MR • Joint PD/MR

- Project Description v5.0A/v5.0B
- Monitoring Report v5.0A/v5.0B
- Joint PD & MR v5.0A/v5.0B

Validation & verification

VVB reporting

- Validation Report v5.0A/v5.0B
- Verification Report v5.0A/v5.0B
- Joint Validation & Verification v5.0A/v5.0B

Safeguards & stakeholder engagement

NEW standalone templates

- ESG Risk Assessment v5.0
- ESG Risk Monitoring Report v5.0
- Stakeholder Engagement Plan v5.0

Program administration

Specialized requests

- Grouped Project Batch Report v5.0
- Loss Event Report v5.0
- Withdrawal Request Form, v5.0

2. Guidance & requirements documents

VCS Guidance
Right to Operate, Sustainable Development, Stakeholder Engagement, and Safeguards, v5.0

Geolocation File Requirements, v5.0
Requirements, procedures, and best practices for geolocation files

Corrections & Clarifications
Published 9 June 2026; identifies template sections and documents for selected requests

3. Representations

Grouped by request or event type

Listing
Listing Representation (Multiple PPs / Single PP); Partial Release Listing; Accession Listing

Registration
Registration Representation (Multiple PPs / Single PP); Partial Release Registration; Accession Registration

Issuance
Issuance Representation (Multiple PPs / Single PP)

AFOLU reversals
Buffer Account Compensation for Reversal(s) Deed (Multiple PPs / Single PP)

Loss events
Loss Event Representation

Validation & verification
Validation Representation; Verification Representation

Templates are effective after 1 July 2027

Updated templates must be used for **all project requests** submitted to Verra after 1 July 2027, including from projects whose audits are already underway.

VERRA

Which VCS Version 5 template version applies?

Simple decision guide for using v5.0A vs v5.0B templates

Project start date?

Use this date to select the template version.

Before 1 Jan 2027

Project start date before 1 July 2027

Use v5.0A templates

Purpose

Allows projects to continue reporting on certain v4.7 requirements because selected v5.0 requirements do not yet apply.

v4.7 carryover areas in v5.0A

- V5#14 Right to operate and rights to reductions/removals
- V5#16 Stakeholder engagement requirements
- V5#17 Safeguard requirements
- V5#23 Ecosystem conversion safeguards
- V5#58 Financial transparency for benefit sharing

On/after 1 July 2027

Project start date on/after 1 July 2027

Use v5.0B templates

Purpose

Allows projects to report on all requirements set out in the VCS Standard, v5.0.

v5.0B coverage

- Reports on all VCS Standard, v5.0 requirements
- See the VCS Version 5 Overview of VCS Program Updates and Effective Dates for details

Important transition note for v5.0A projects

Projects using v5.0A must eventually transition to v5.0B templates at their next crediting period renewal or verification approval request that includes a baseline reassessment submitted after 1 January 2030.

VERRA

C&C: What to submit for Version 5 project requests

Corrections & Clarifications to the VCS Program Rules, published 9 June 2026

Core message This C&C identifies the documents to submit and the VCS Version 5 template sections to complete for selected request types. Review it before drafting or submitting the templates.

Pipeline listing (under development)

What changed for users?

- **Section 2.1.4, "Grievance Redress Procedure" (in v5.0A) or Section 2.4 "Grievance Redress Mechanism" (in v5.0B) are now required**
- v5.0B users must submit draft stakeholder engagement plan and draft ESG risk assessment

Remember: Indicative information is sufficient

Pipeline listing (under validation)

- V5.0B users must submit stakeholder engagement plan and ESG risk assessment

Other updates:

- Section #s updated to reflect *VCS Project Description Template, v5.0A and v5.0B*
- The full heading name of the section is now written out for improved readability and use.

Registration requests

What changed for users?

- V5.0B users must submit a stakeholder engagement plan, ESG risk assessment, and ESG risk monitoring report

Crediting period renewal requests

What changed for users?

- **"Project Details" section is now required**
- V5.0B users must submit a stakeholder engagement plan and ESG risk assessment

Remember: The PP may be required to revise other sections after 1 Jan 2030 – See Effective Dates document

Verification requests

What changed for users?

- V5.0B users must submit ESG risk monitoring report
- Submit a Grouped Project Batch Report when adding instances

Baseline reassessment requests

What changed for users?

- V5.0B users must submit stakeholder engagement plan, ESG risk assessment
- Corrected inconsistent requirements between RIP and VCS Standard

Remember: The PP may be required to revise other sections after 1 Jan 2030 – See Effective Dates document

VERRA

Overview of Key VCS Version 5 Updates & Template Sections

All Version 5 "effective 1 July 2027" updates
Template sections required for reporting on updates
What to look for when reviewing completed template sections

VERRA

VCS Version 5 Updates effective 1 July 2027

V5#21 VCS Program principles and VCU attributes

V5#49 Project start date and initial crediting period start date

V5#43 Removal of approved GHG programs and CER conversions

V5#101 Crediting period renewal and baseline reassessment intervals

V5#02 Regulatory Surplus

V5#78 Grouped project requirements

V5#09 De minimis requirements

V5#44 VCS sectoral scopes and VCS project classification system

V5#57 Separating reporting by country and methodology

V5#79 Project location reporting

V5#06 Loss event definitions and procedures

V5#18 Sustainable Development Goal (SDG) contributions reporting

VERRA

V5#21: VCS PROGRAM PRINCIPLES AND VCU ATTRIBUTES

UPDATE HIGHLIGHTS

Revised VCS Program Principles
(VCS Standard)
- Accurate and conservative
- Complete
- Consistent
- Relevant
- Transparent

New VCU Attributes
(VCS Program Guide)
- Additional
- Durable
- Independently verified
- Traceable and not double-counted
- Robustly quantified
- Participatory-based
- Safeguarded from unmitigated harm
- Aligned with sustainable development goals
- Aligned with net-zero transition

PPs must apply the VCS Program principles to guide their decision-making when developing projects and monitoring, quantifying, and reporting on reductions and removals and other project outcomes.

REFERENCES

VCS Program Guide, v5.0, section 3
VCS Standard, v5.0, section 2.2

What this means:
- No explicit template reporting sections, but VVBs/Verra may ask a PP to explain how their decisions adhere to VCS Program Principles where there is insufficient demonstration of them being considered.

V5#21: VCS PROGRAM PRINCIPLES AND VCU ATTRIBUTES

SATISFACTORY VS UNSATISFACTORY EXAMPLES

Satisfactory response:
The PP includes a list of values applied and additional data in a numbered table to allow a reader to reproduce the calculations in its Project Emissions reporting in a monitoring report.

Unsatisfactory response:
The PP includes the equations used and states the result of its calculations in its Project Emissions reporting in its monitoring report, but they do not include sufficient additional data to allow the reader to reproduce the calculations.

Example reviewer comments:
The information in the Project Emissions section of the MR is not complete. See the VCS Program principle of " Complete" in Table 2 of the VCS Standard, v5.0, which states "All required information about the project and its environmental outcomes is included in project reporting to support assessment and replicability of results"

V5#49: PROJECT START DATE AND INITIAL CREDITING PERIOD START DATE

UPDATE HIGHLIGHTS

New definitions

Term	Definition *(in simple terms)*
Project Start Date	The date of the first significant actions to implement the project activity
Initial Crediting Period Start Date	The date that reductions and removals start to be generated

Effective for all registration requests submitted on or after **1 July 2027** (unless the project was already listed as *under validation* before 16 Dec 2025)

The new requirement to submit pipeline listing within 1 year of initial crediting period start date (*VCS Standard, v5.0,* section 3.8.2) applies to pipeline listing requests submitted on or after **1 July 2027**.

REFERENCES

VCS Standard, v5.0, section 3.7, section 3.8.1 – 3.8.3

VCS Program Definitions, v5.0

VCS Methodology Requirements, v5.0, section 3.2.6, new section 3.8

Remember: New deadline for new projects

V5#49: PD/MR TEMPLATE SECTIONS

RELEVANT TEMPLATE SECTIONS

VCS PD, section 1.4.1 "Deadlines for Participation"

1.4.1 Deadlines for Participation

Fill out the table below to demonstrate that the project meets the key deadlines for participation in the VCS Program.

Pipeline listing deadline	*DD-MMM-YYYY* *If this requirement is not applicable, state "N/A."*
Pipeline listing request date	*DD-MMM-YYYY*
Date of listing as under validation	*DD-MMM-YYYY*
Registration request deadline	*DD-MMM-YYYY*

Guidance on terms used in this section

- Pipeline listing deadline: This date is one year from the initial crediting period start date. The deadline applies only to projects with pipeline listing requests submitted on or after 1 July 2027.
- Pipeline listing request date: This is the date that the initial pipeline listing request was submitted to Verra (as *under development* or *under validation*).
- Date of listing as *under validation*: This is the date that the project was listed on the Verra Registry as *under validation*. The project must be listed on the Verra Registry as *under validation* before the opening meeting with the VVB.
- Registration request deadline: This date is a set number of years from the initial crediting period start date and is set out in the *VCS Standard* for each project type.

VCS PD, section 1.8 "Project Start Date and Initial Crediting Period Start Date"

1.8.1 Project Start Date

Project start date	*DD-MMM-YYYY*

Describe the significant action that determines the project start date and explain how it conforms to the definition in the VCS Program Definitions and any other criteria set out in th applied methodology. Include confirmation that:

- *the project start date is based on the earliest of the first significant actions, for proje with multiple project activities.*
- *the project start date is not based on pilot testing in the project area. If it is based o such pilot testing, explain how the project start date conforms to the requirements s out in the VCS Standard related to such activities.*
- *the project start date is not based on stakeholder engagement activities that are required to occur before the project start date.*

1.8.2 Initial Crediting Period Start Date

Initial crediting period start date	*DD-MMM-YYYY*

Explain how this date meets the definition of initial crediting period start date in the VCS Program Definitions and any other criteria set out in the applied methodology. For projects with multiple project activities, include confirmation that the initial crediting period start date is based on implementation of the earliest project activity.

USING THE TEMPLATE SECTIONS

Review the VCS Standard, v5.0, v5.0, section 3.7, section 3.8.1 – – 3.8.3 and the VCS Program Definitions, v5.0

State the dates requested

Explain and justify how dates conform to all requirements

Keep in mind:

- The project start date can be be the same as or earlier than than the initial crediting period period start date, as long as the as the dates conform to each each definition & requirement. requirement.
- You may submit evidence to to justify the selection of the the dates, such as contracts, contracts, agreements, expenses, meeting minutes, minutes, etc.

V5#49: PROJECT START DATE AND INITIAL CREDITING PERIOD START DATE

SATISFACTORY VS UNSATISFACTORY EXAMPLES

Satisfactory response:

In a cookstove project:

- Project start date = contract to purchase distributed units
- Initial CP start date = first units distributed

In an ALM project:

- Project start date = A new crop management plan is formally approved
- Initial CP start date = Tillage practices changed compared to historical frequency

Unsatisfactory response:

In a cookstove project:

- Project start date = after distribution activities already occurred.
- Initial CP start date = before any units were distributed.

In an ALM project:

- Project start date = after a new plan has already been approved, equipment has already been purchased, or installation has already begun.
- Initial CP start date = before any reductions or removals could occur, e.g., early onset of installation of fences.

V5#43: REMOVAL OF APPROVED GHG PROGRAMS AND CER CONVERSIONS

UPDATE HIGHLIGHTS

- **Removed two pathways:**
  - Gap validations
  - Certified emission reduction (CER) conversion to VCUs
- **Added and clarified requirements for registering projects in the VCS Program that were previously registered with another GHG program. Key changes include:**
  - Alignment with new project registration deadlines (Section 3.8.3) and new project crediting period lengths (Section 3.8.4)
  - Demonstration of regulatory surplus and conduct baseline reassessment based on prevailing conditions
  - Request registration within 10 years of VCS initial crediting period start date and within two years of date of project inactivity in other GHG program

Effective for all registration requests submitted on or after **1 July 2027**

New CER conversion requests not accepted after **28 February 2026**

REFERENCES

VCS Program Guide, v5.0, section 5-6. Section 8 and Appendix 2 from v4.4 was removed.

VCS Standard, v5.0, section 3.4.1, 3.13.2, 3.21.3 – 3.21.7, 4.1.9, 4.1.15. Sections 3.1.7- 3.1.8, 3.9.7, 4.1.8 from v4.7 were removed.

VCS Program Definitions, v5.0

VCS Methodology Requirements, v5.0, section 2.3.8, 2.10, 3.5.2(1)

Registration and Issuance Process, v5.0, section 4.2.12. Sections 4.2.15 – 4.2.18, 4.4.5 and Appendix 1 from v4.6 were removed.

Procedure for Applying the AFOLU Non-Permanence Risk Tool, v5.0, section 2.2.1(3), Table 1 Q3(h)

V5#43: PD/MR TEMPLATE SECTIONS

RELEVANT TEMPLATE SECTIONS

VCS PD, section 1.4.3 "Eligibility of Projects Registered with Other GHG Programs"

1.4.3 Eligibility of Projects Registered with Other GHG Programs

For projects seeking to register with the VCS Program that are registered or were previously registered with another GHG program, fill out the table and select the appropriate responses to the questions below:

Milestone	Dates
Initial crediting period start date[2]	
Date of registration request in the other GHG program	
Date of project inactivity[3] in the other GHG program	

Was registration requested with the other GHG program within the required number of years[4] from the initial crediting period start date?

☐ Yes ☐ No

Is VCS Program registration being requested within 10 years of the initial crediting period start date?

☐ Yes ☐ No

Is VCS Program registration being requested within two years of the date of project inactivity in the other GHG program?

☐ Yes ☐ No

Was the other GHG program notified of the intent to register the project with the VCS Program?

☐ Yes ☐ No

If answering yes, explain how the other GHG program was notified of the intent to register the project with the VCS Program. Attach evidence in an appendix or separate document.

If answering no to any of the above, the project is not eligible to register with the VCS Program.

USING THE TEMPLATE SECTIONS

State the key milestone dates

Select the appropriate responses to the questions based on the milestones

If all yes = project is eligible

If no = project is **not** eligible

Attach evidence to support last question (i.e., notify other GHG Program)

Note that initial crediting period start date is based on the *VCS Program Definition*

V5#43: PD/MR TEMPLATE SECTIONS

RELEVANT TEMPLATE SECTIONS

VCS PD, section 1.16.2 “Registration with Other GHG Programs“
VCS MR, section 1.9.2 “Registration with Other GHG Programs” (same as PD)

1.16.2 Registration with Other GHG Programs

Has the project ever been registered with any other GHG program?

☐ Yes ☐ No

If answering yes, fill out the table below:

Name of other GHG program	
Project ID	*State the registration number or project ID of the project with the other GHG program.*
Date of project inactivity[e]	*DD-MMM-YYYY*
Evidence that the project is considered inactive in the other GHG program	*Explain how the project is considered inactive in the other GHG program (e.g., a withdrawn, inactive, or de-registered status, or other status or communication that indicates the project is no longer active). Attach evidence in an appendix or as a separate document.*

USING THE TEMPLATE SECTIONS

Same as current v4.4 PD/MR templates

Answer the question

If yes fill out the full table

Explain how the project is considered inactive

Attach evidence to support explanation.

Keep in mind the definition of the *date of project inactivity:*
End date of the monitoring period after which reductions or removals were no longer sought for crediting under the other GHG program and can be considered as inactive

V5#101: CREDITING PERIOD RENEWAL

UPDATE HIGHLIGHTS

Project type	CP length	# of times renewable	Maximum total project CP duration
ALM with SOC stock change	20–100 years (no change)	4 (no change)	100 years (no change)
ARR			
IFM			
REDD			
WRC			
ACoGS			
GCS	5 years	8	45 years*
E&I	5 years	2	15 years*
ALM without SOC stock change			
Livestock systems (LS)			

- **GCS:** effective immediately for new pipeline listings, and at next CP renewal if listed before **16 December 2025**
- **E&I, ALM without SOC change, LS:** Effective for all registration requests submitted on or after **1 July 2027**
  - For registered projects with a renewable crediting period (e.g., 7 years twice renewable):
    - The transition to 5-year renewal of crediting periods is effective at the next crediting period renewal request submitted on or after **1 July 2027**
    - *Registered projects may retain their original maximum crediting period

REFERENCES

VCS Standard, v5.0, sections 3.2.3 – 3.2.5, 3.8.4 - 3.8.11

Geological Carbon Storage (GCS) Requirements, v5.0, section 3.3 from v4.1 was removed.

V5#101: PD/MR TEMPLATE SECTIONS

RELEVANT TEMPLATE SECTIONS

VCS PD, section 1.9 "Project Crediting Period“
VCS MR, section 1.7 "Project Crediting Period"

1.7 Project Crediting Period

Fill out the table below for this project crediting period and the total crediting period duration:

Crediting period length	☐ Five years ☐ 20–100 years *(specify below)* ☐ Other *Where a 20–100-year crediting period length is selected, state the crediting period length (e.g., 30 years)* *Where “other” is selected, state the crediting period length and explain how it conforms to the VCS Program rules.*
Start date of this crediting period	*DD-MMM-YYYY*
End date of this crediting period	*DD-MMM-YYYY*
Crediting period number	*Example: 3 (if renewed twice previously)*
Maximum total project crediting period duration	*Example: 15 years*

USING THE TEMPLATE SECTIONS

Review the VCS Standard, v5.0, Sections 3.8.4 – 3.8.6

Select the applicable crediting period length and complete the corresponding information

Keep in mind:

- The start date of the first crediting period corresponds to the ”initial crediting period start date”
- Subsequent crediting periods start on the first day after the previous crediting period ends (for grouped projects, AFOLU projects, and projects with a risk of reversal or loss event)

V5#101: PMD REVIEWER FOCUS

SATISFACTORY VS UNSATISFACTORY EXAMPLES

Satisfactory response:
For E&I project type:

- New project registering after 1 July 2027 selects 5-year crediting period length
- Existing project renewing crediting period after 1 July 2027 selects either
  - 5-year crediting period length
  - 2-year crediting period length to finish out end of original maximum allowed crediting period (e.g., 7+7+5+2 years = 21 years)

Unsatisfactory response:
For E&I project type:

- New project selects 20-100 year crediting period length
- Existing project selects 7-year crediting period length when renewing crediting period after 1 Jan 2027

V5#101: BASELINE REASSESSMENT INTERVALS

UPDATE HIGHLIGHTS

Project activity type	Baseline reassessment interval
IFM	5 years
REDD (without jurisdictional data)	
ACoGS	
CIW	
REDD (with jurisdictional data)	In accordance with the applied methodology
ALM projects with SOC stock change	
ARR	
RWE	*Note: C&Cs will be issued*

For project types with new 5-year baseline reassessment interval:

- Effective for all registration requests, crediting period renewal requests, and verification approval requests with baseline reassessment submitted on or after **1 Julyy 2027**
- Registered projects with a 6 or 10-year baseline may continue to use the 6 or 10-year baseline for verification approval requests submitted before **1 January 2030**

REFERENCES

VCS Standard, v5.0, Sections 3.2.3 – 3.2.5, 3.8.4 - 3.8.11

Geological Carbon Storage (GCS) Requirements, v5.0, section 3.3 from v4.1 was removed.

V5#101: PD/MR TEMPLATE SECTIONS

RELEVANT TEMPLATE SECTIONS

VCS PD, section 3.4.1 "Baseline Reassessment"

For projects undergoing baseline reassessment during the crediting period or at crediting period renewal, fill out the following table:

Steps taken to reassess validity of baseline scenario	*Describe the steps taken to reassess the validity of the original baseline scenario,[15] including a demonstration of each step. Include all relevant references.* *Describe how the impact of any new national or sectoral policy and changes in conditions relevant to the project activity were evaluated.*
Validity of the baseline scenario	Is the baseline scenario still valid? ☐Yes ☐No ☐ N/A – project exempt from reassessing the validity of the baseline scenario *If answering yes, the baseline emissions section (Section 4.1) must include quantification of the new baseline emissions for the new baseline validity period in accordance with the applied methodology.* *If answering no, the baseline scenario section (Section 3.4) must describe the new baseline scenario and the baseline emissions section (Section 4.1) must include quantification of the new baseline emissions as described above.*

USING THE TEMPLATE SECTIONS

Review the VCS Standard, v5.0, Sections 3.2.3 – 3.2.5, 3.8.4 - 3.8.11

Describe the steps taken to reassess the validity of the original baseline scenario and impact of any new national or sectoral policy and changes in conditions

State if the baseline is still valid or not, or if an exemption from reassessing the validity applies

Keep in mind:

- This section needs to be completed for projects undergoing baseline reassessment during the crediting period or at crediting period renewal
- Methodology may include an exemption for reassessing the validity of the baseline (e.g., VM0047 using a dynamic PB) – projects still need to
  - update to active methodology, modules and tools
  - demonstrate regulatory surplus

V5#101: PD/MR TEMPLATE SECTIONS

RELEVANT TEMPLATE SECTIONS

VCS MR, section 3.5 "Baseline Reassessment"

Is the project required to undergo baseline reassessment during this monitoring period?[12]

☐ Yes ☐ No

If no, the rest of this section does not apply. Delete the remaining instructions and fields from this section and move on to the next section.

If answering yes, an updated project description must be submitted with this monitoring report. Fill out the table below to describe how the project conforms to the baseline reassessment requirements.

Conformance to VCS Program rules	Is the project applying the most recent applicable version of the VCS Program rules? ☐ Yes ☐ No *If no, the project is not in conformance to the baseline reassessment requirements.* *If yes, describe how the project proponent has applied the most recent applicable VCS Program rules (e.g., to conform to VCS Version 5).*
Application of active methodologies, modules, and tools	Are all applied methodology, module, and tool versions active? ☐Yes ☐No *If no, the methodology, module, or tool is not eligible to be applied.* *If the project is updating to a new active version of a methodology, module, or tool for this baseline reassessment, the change must be reported as a project description deviation in Section 3.4.2. State the reference number of the project description deviation here.*
Demonstration of regulatory surplus	Has the project demonstrated regulatory surplus in the updated project description for this baseline reassessment? ☐Yes ☐No *If no, the project is not in conformance to the baseline reassessment requirements.* *If yes, include a reference to the section of the updated project description where regulatory surplus is demonstrated.*
Updated project description	*Include a statement to confirm that an updated project description has been submitted for this baseline reassessment.* *Include a list of the sections that have been updated in the revised project description to reflect all actions required as part of the baseline reassessment process.*

USING THE TEMPLATE SECTIONS

Confirm that:

- the project applies the most recent applicable version of the VCS Program rules
- all applied methodology, module, and tool versions are active
- the project has demonstrated regulatory surplus in the updated project description (see V5#02 – Regulatory Surplus slides)
- an updated project description has been submitted for this baseline reassessment

Keep in mind:

- This section only applies if the projects undergoes a baseline reassessment during the crediting period (not at crediting period renewal)

V5#02: REGULATORY SURPLUS

UPDATE HIGHLIGHTS

- Transitioned from Annex 1 to high-income country list
- Regulatory surplus demonstration at validation, crediting period renewal, and verification with baseline reassessment
- Laws or regulatory frameworks that explicitly allow or incorporate the use of carbon credits (e.g., for the measurement and reporting of impact or enforcement of the law or regulatory framework) do not need to be considered

Effective for all registration requests, crediting period renewal requests, and verification approval requests that include a baseline reassessment submitted on or after **1 July 2027**

REFERENCES

VCS Standard, v5.0, section 3.13.1

VCS Program Definitions, v5.0

VCS Methodology Requirements, v5.0, section 3.5.3, 3.5.7, 3.5.9

V5#02: PD/MR TEMPLATE SECTIONS

RELEVANT TEMPLATE SECTIONS

VCS PD, section 3.5.1 "Regulatory Surplus“

3.5.1 Regulatory Surplus

Are the project activities mandated by any law or regulatory framework?

☐ Yes ☐ No

If answering no (or if such laws or regulatory frameworks explicitly allow or incorporate the use of carbon credits), the project meets the regulatory surplus requirement. Skip the remaining questions and continue to the list of laws and regulatory frameworks reviewed, below.

If answering yes, select the appropriate response to the following question:

Is the project located in a high-income[16] country?

☐ Yes ☐ No

If answering yes, the project does not meet the regulatory surplus requirement and is not eligible to participate in the VCS Program.

If answering no, select the appropriate response to the following question:

Are any laws and regulatory frameworks that mandate implementation of the project activities systematically enforced?

☐ Yes ☐ No

If answering yes, the project does not meet the regulatory surplus requirement and is not eligible to participate in the VCS Program.

If answering no, the project meets the regulatory surplus requirement. Continue to the list of laws and regulatory frameworks reviewed, below.

List of laws and regulatory frameworks reviewed

Fill out the table below to list the laws and regulatory frameworks related to implementation o the project activity that were reviewed for the regulatory surplus demonstration. Add rows as needed.

Name of law or regulatory framework	Explanation of how it applies to the project
Include the name of the law or regulatory framework	*Explain whether and how implementation of the project activity is mandated by this law or regulatory framework.* *Where the law or regulatory framework explicitly allows or incorporates the use of carbon credits, explain how it is applicable to the project and therefore does not need to be considered in the demonstration of regulatory surplus.* *For project activities located in high-middle-, low-middle-, and low-income countries, justify that the law or regulatory framework is not systematically enforced, evidenced by authoritative and up-to-date information relevant to the project activities.* *Include a link to or information on where the law or regulatory framework can be reviewed.*
Add rows as needed	

USING THE TEMPLATE SECTIONS

Review the VCS Standard, v5.0, v5.0, section 3.13.1 and VCS Program Definitions, v5.0

Respond to the questions

List the laws related to the implementation of the project activity

Explain and justify that the project project is not mandated by any law any law

Exceptions apply for:

- laws in non high income countries that are not systematically enforced
- Laws that explicitly allow or incorporate the use of carbon carbon credits

V5#02: REGULATORY SURPLUS

SATISFACTORY VS UNSATISFACTORY EXAMPLES

Satisfactory response

REDD project:

- Forest protection laws prohibit deforestation, but PP provides national statistics and independent reports demonstrating non-enforcement and illegal deforestation in the project region.

Energy efficiency project:

- Minimum energy efficiency standards apply to the installed equipment, but the project adopts technology exceeding the standard and only claims emission reductions against that baseline

Unsatisfactory response:

REDD project:

- Forest protection laws prohibit deforestation and PP claims non-enforcement based on observations and own study conducted in the project region.

Energy efficiency project:

- PP claims no mandatory efficiency requirements exist, but a national energy efficiency standard requires implementation of the project.

V5#78: GROUPED PROJECT REQUIREMENTS

UPDATE HIGHLIGHTS

Details:

- Grouped projects must define:
  - One or more eligibility areas (EA)
  - EA must align with a jurisdictional boundary, cannot span country borders
  - Same previous requirements for baseline scenario, additionality and eligibility criteria

- Addition of new project activity instances (PAIs)
  - At verification, new PAIs must be added in "batches" via a *Grouped Project Batch Report Template*
  - New requirements for adding PAIs: can only add instances implemented within the monitoring period

- Capacity limits now apply at the project (not instance) level

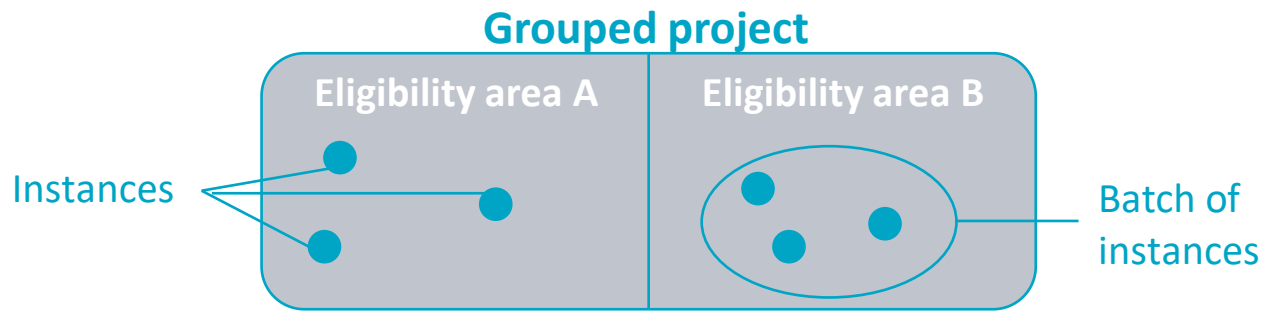

Key concepts

- Eligibility areas **instead of** geographic areas
- Determination of baseline scenario and demonstration of additionality for an eligibility area
- Eligibility criteria for each eligibility area
- Batch of instances

EFFECTIVE DATES

Capacity limits & eligibility areas – Effective for all **registration requests** submitted on or after **1 July 2027**

Batch inclusion forms - **All project requests** submitted on or after **1 July 2027**

REFERENCES

VCS Standard, v5.0, Sections 3.2.9 – 3.2.10, 3.5, 3.9

VCS Program Definitions, v5.0

V5#78: PD/MR TEMPLATE SECTIONS

RELEVANT TEMPLATE SECTIONS

- VCS PD, section 1.11 "Project Design"

Fill out the table below. Add rows as needed for projects implementing multiple project activities with different types of instances.

Project activity instance	Explanation
State what is considered to be a project activity instance in the project. *Examples: A cookstove, a waste treatment facility, a farm plot, a wind turbine*	*Explain how the project's designation of an instance conforms to the definition of a project activity instance as set out in the VCS Program Definitions.*

1.11.1 Grouped Project Design

This section only applies to grouped projects. For non-grouped projects, explain that this section is not applicable, delete the instructions and tables, and move to the next section.

Eligibility area ID	Summary of characteristics
[Project ID]_EA[Eligibility Area ID] *For example: 9001_EA1*	*Describe the eligibility area's characteristics, including:* • *physical boundary of eligibility area*

Eligibility area ID	*State the eligibility area ID*
Eligibility criteria type	**Eligibility criteria**
Uniquely identifiable	*State the criteria for ensuring that each instance is uniquely identifiable.* *Example:* • *Each distributed cookstove has the project's logo, a unique numeric code, and geodetic coordinates logged in a secure database.*

- VCS PD, section 1.4.4 "Capacity Limit Eligibility"
- VCS PD, section 3.2.1 "Eligibility of Methodology"

- VCS MR, section 3.3 "Grouped projects" 3.3.1 and 3.3.2

Eligibility area ID	Summary of characteristics
[Project ID]_EA[Eligibility Area ID] *For example: 9001_EA1*	*Describe the eligibility area's characteristics, including:* • *physical boundary of eligibility area* • *project activities carried out in eligibility area and the methodology(ies) applied* • *the initial activity instances taking place in the*

3.3.2 New Project Activity Instances

For grouped projects adding new batches of project activity instances during this monitoring period,[11] fill out the table below to list each batch. Add rows as needed.

Eligibility area ID	Batch ID
State the eligibility area ID of the eligibility area where this batch of instances is being added.	*State the batch ID number as defined in the Grouped Project Batch Report.* *Example: 9009_EA1_B1* [Project ID]_EA[Eligibility area #]_B[Unique, numerical ID]

USING THE TEMPLATE SECTIONS

Review the VCS Standard, v5.0, Sections 3.2.9 – 3.2.10, 3.5, 3.9

PD:

- **Check the box** where project has been designed as **Grouped project** and **describe** the type of **project activity instance(s),** as well **each eligibility area** and **its eligibility criteria**.

MR:

- List and describe all eligibility areas, including existing ones and those added during the current monitoring period.
- List new batches added during the current monitoring period.

Keep in mind:

- Eligibility areas are the foundation of a grouped projects.
- Eligibility areas ensure transparency and traceability across project lifetime.

V5#78: GROUPED PROJECT BATCH REPORT TEMPLATE SECTIONS

RELEVANT TEMPLATE SECTIONS

Grouped Project Batch Report Template

Verified Carbon Standard

GROUPED PROJECT BATCH REPORT: [BATCH ID]

Project name	*State the name of the project.*
Project ID	*State the Verra project ID.*
Eligibility area ID	*State the eligibility area ID of the eligibility area where this batch of project activity instances has been implemented, as specified in the project description or monitoring report.* *[ProjectID]_EA[Eligibility Area Number]* *Example: 9001_EA1*
Batch ID	*State a unique batch ID number for this batch of instances as follows.* *[ProjectID]_EA[Eligibility area #]_B[Unique, numerical ID]* *Example: 9009_EA1_B1*
Monitoring period start	*DD-MMM-YYYY*
Monitoring period end	*DD-MMM-YYYY*
Document completion date	*State the date of completion of the submitted version of the document.* *Example: 01-JAN-2027*
Document version	*State the version number of this document. The version number must match the version number in the document file name (see "Instructions for completing this template").*
Prepared by	*State the name, organization, and role of the individual that prepared this document.*

CONTENTS

1 PROJECT ACTIVITY INSTANCES INCLUDED IN BATCH 3
1.1 Project Activity Instance Implementation Dates 3
1.2 Right to Operate and Right to Reductions and Removals 3
1.3 Previous Enrollment in Another Project Registered with the VCS Program 4
1.4 Eligibility Criteria for Inclusion 5
1.5 Leakage Impacts 6
APPENDIX X: <TITLE OF APPENDIX> 7

1 PROJECT ACTIVITY INSTANCES INCLUDED IN BATCH

1.1 Project Activity Instance Implementation Dates

Implementation date[2] of the earliest instance in batch	DD-MMM-YYYY
Implementation date of the latest instance in batch	DD-MMM-YYYY

Fill out the table below, including all project activity instances included in this batch and the unique IDs of each instance. Each instance must have the same ID as the relevant instance ID included in the geolocation file submitted with the verification approval request. Add rows as needed. The table may be included as an appendix instead, in which case briefly refer to the appendix here and delete the table from this section.

Instance ID	Implementation date
State the instance ID, denoted by Project ID_EA#_B#_I#	*State the implementation date of the instance.* DD-MMM-YYYY

1.2 Right to Operate and Right to Reductions and Removals

This section only applies if the project start date is on or after 1 January 2027. For all other projects, explain that this section is not applicable, delete the instructions, and move to the next section.

Does the existing analysis of applicable laws, regulations, and legal instruments, including the conclusion of whether the project is likely to affect land or resource rights, apply to all instance in this batch (i.e., if a new analysis were developed for this batch, would the legal basis, evidence, and conclusions be exactly the same)?

☐ Yes ☐ No

USING THE TEMPLATE SECTIONS

Review the VCS Standard, v5.0, Sections 3.2.9 – 3.2.10, 3.5, 3.9

Review the instructions included in the Grouped Project Batch Report Template, v5.0

The template is used at verification, when a new batch of PAIs is added

A single GPBR template must be completed for the batch of instances to be added to each eligibility area.

V5#09: DE MINIMIS REQUIREMENTS

UPDATE HIGHLIGHTS

- **De minimis thresholds now apply to all project types, where the methodology permits.**
- **Methodologies will specify:**
  - The de minimis threshold (capped at 5%)
  - Differentiation by project scale
  - Procedures for determining whether emissions qualify as de minimis.
- New PD and MR template sections to ensure de minimis demonstration
- Effective for all registration requests, crediting period renewal requests, and verification approval requests that include a baseline reassessment submitted on or after **1 July 2027**

REFERENCES

VCS Standard, v5.0, section 3.14.6. Section 3.15.13 from v4.7 was removed.

VCS Methodology Requirements, v5.0, section 3.3.5 –3.3.6, 3.3.8, 3.3.11. Section 3.7.3 in v4.4 was removed.

VERRA

V5#09: PD/MR TEMPLATE SECTIONS

RELEVANT TEMPLATE SECTIONS

VCS PD, section 3.3.1 "De Minimis GHG Sources and Carbon Pools"

De minimis threshold	*State the de minimis threshold specified in the applied methodology(ies). If no threshold is specified, use 5%.*
Threshold applicability	*If applicable, state the methodology, project activity, or sources to which the threshold applies.* *Example: Emissions for fuel transport*

1

Period type	Date from	Date to	Reductions and removals generated
Choose an item.	*DD-MMM-YYYY*	*DD-MMM-YYYY*	*State the ex-ante estimated reductions and removals expected to be generated across the same period.*

2

GHG source/ carbon pool	*State the name of the GHG source/carbon pool or sink.*
Quantification	*Describe the procedures and equations used to estimate the ex-ante increase in GHG emissions or decrease in carbon stocks from this GHG source or carbon pool across the period specified above in accordance with the applied methodology.* *Include references to all tools, methodologies, and/or data sources used to estimate the de minimis emissions and determine whether the source or pool may be excluded.* *Include all relevant equations and provide sufficient information to allow the reader to reproduce the results. Include all de minimis calculations in the emission reduction and carbon dioxide removal calculation spread*
Result	*State the result (in tCO_2e).*

3

De minimis justification
Justify how the project conforms to the de minimis threshold by including a demonstration that the sum of all relative contributions from the de minimis GHG sources and carbon pools across the specific period is less than or equal to the applicable de minimis threshold by comparing it to the reductions and removals generated across the same period. *For projects with more than one applicable de minimis threshold, include a demonstration of conformance to each threshold.*

4

USING THE TEMPLATE SECTIONS

Table 1: State the applicable de minimis threshold, based on the methodology, and the source/pool to which it applies

Table 2: State the period used to compare the emission from the source/pool and the total emission reductions achieved

Table 3: Complete this table for each source/pool identified as de minimis. Explain the procedures used to estimate the emissions from the source/pool. Include equations here and all calculations in the ERR calculation spreadsheet.

Table 4: Justify that the sum of all contributions is less than the threshold.

V5#09: PD/MR TEMPLATE SECTIONS

RELEVANT TEMPLATE SECTIONS

VCS MR, section 5.4.4 "De Minimis Quantification“

Row 1	*De minimis* threshold and period	*State the de minimis threshold determined at validation in accordance with the applied methodology, and the period over which emissions are to be compared.* *Example: 5% over the project crediting period (01-JAN-2023 to 31-DEC-2027)*
Row 2	GHG source/ carbon pools	*Include a list of the GHG sources/carbon pools or sinks to which this de minimis threshold applies.*
Row 3	Estimated de minimis emissions (increases in GHG sources or decreases in carbon pools/sinks) at validation	*State the estimated de minimis emissions (i.e., the estimated increases in GHG emissions (from GHG sources) and decreases in carbon stocks (from carbon pools or sinks) that was stated at validation for the period over which de minimis emissions are con* *Where the applied methodology req minimis GHG sources or carbon poo during this monitoring period, state describe how they were quantified i methodology, module, or tool.* *Example: The estimated sum of incr carbon pools from all GHG sources 10 000 tCO_2e over the project credit 2027).*
Row 4	Estimated reductions and removals for the de minimis period (updated ex-post)	*State the estimated reductions and removals to be generated across the period over which de minimis emissions are compared, ensuring the estimate for years already monitored is updated accordingly.* *Example: 220 000 tCO_2e for the project crediting period (01-JAN-2023 to 31-DEC-2027), updated ex-post from 250 000 tCO_2e*
Row 5	Result and justification	*Justify that the GHG sources and carbon pools or sinks may still be considered de minimis by demonstrating that Row 3 divided by Row 4 is less than or equal to the de minimis threshold.* *Where Row 3 divided by Row 4 is greater than the de minimis threshold, the project proponent must quantify and include the source or pool in the project boundary until the project is in conformance to the de minimis*

USING THE TEMPLATE SECTIONS

- Reassessment is required when lower-than-expected project performance could affect conformance with the de minimis threshold.
- If reassessment is required, follow the table requirements

  1. Threshold → Include threshold and period of comparison
  2. Sources/pools → List applicable sources and pools
  3. Emissions from sources → Enter estimated or updated emissions
  4. Total updated ERRs → Update actual project ERRs
  5. Assessment → Confirm de minimis status or include in project boundary and monitor further

V5#44: VCS SECTORAL SCOPES AND VCS PROJECT CLASSIFICATION SYSTEM

UPDATE HIGHLIGHTS

Sectoral scope changes

- Scope 14. AFOLU → 14. Forestry and other land use (forests, wetlands, and grasslands); 15. Agriculture
- New scopes → Other engineered removals; Ocean and marine resources

VCS project classification system

- Defines project categories and project activity types for all sectoral scopes
- Once implemented, can be used for searching, filtering, and better cross-comparison of projects on Verra Registry
- Introduces new project activity types for ARR, IFM, and ALM

Terminology clarification

The term 'Non-AFOLU' was replaced with more specific terminology
(i.e., "energy and industry (E&I)" projects, "geologic carbon storage (GCS)" projects)

REFERENCES

VCS Program Guide, v5.0, section 2.3 and 2.4

VCS Standard, v5.0, section 3.2 (concept), Appendix 1. Section 2.1.1 from v4.7 was removed.

VCS Program Definitions, v5.0

VCS Methodology Requirements, v5.0, section 2.7.1, Appendix 1

VCS Sectoral Scopes and Project Classification Guidance, v5.0

V5#44: PD/MR TEMPLATE SECTIONS

RELEVANT TEMPLATE SECTIONS

VCS PD, section 1.3; VCS MR, section 1.3 "Sectoral Scope and Project Classification"

1.3 Sectoral Scope and Project Classification

Fill out the table below. Refer to the VCS Sectoral Scopes and Project Classification Guidance to see the full list of sectoral scopes, project categories, and project activity types, and guidance on determining the correct classification.

Sectoral scope	*Select all of the sectoral scopes of the applied methodology. Where more than one sectoral scope applies, copy and paste the dropdown list below as needed.* Choose an item.
Project category	*Select all of the project categories that best apply to the project or that are specified by the applied methodology. Where more than one project category applies, copy and paste the dropdown list below as needed.* Choose an item.
Project activity type	*Select all of the project activity types that best apply to the project or that are specified by the applied methodology. Where more than one project activity type applies, copy and paste the dropdown list below as needed.* Choose an item.

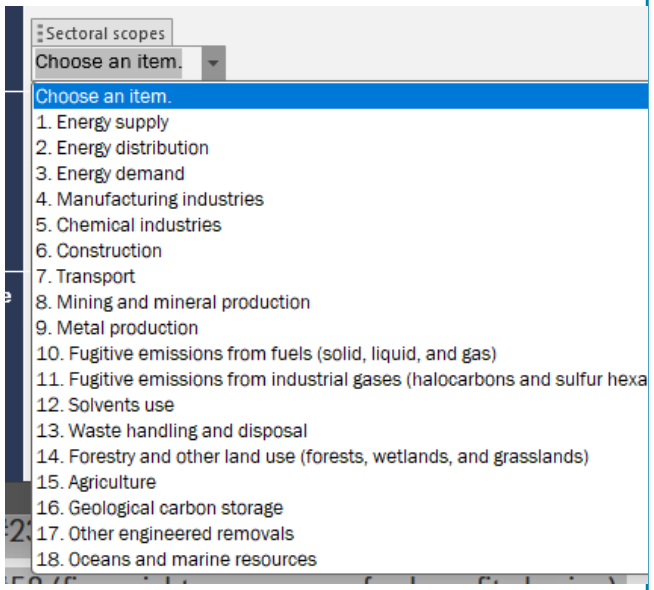

USING THE TEMPLATE SECTIONS

Review the *VCS Sectoral Scopes and Project Classification Guidance, v5.0*

Select the most appropriate choice from the dropdowns provided (For AFOLU Projects, see Appendix 1 of the VCS Standard, v5.0)

Copy and paste the dropdown list if more selections are needed

Keep in mind:

- VVBs assess the appropriateness of the selected project classification. Verra may raise findings where classification is inappropriate or incomplete.
- The classifications will help buyers and other users filter and search for projects more easily on the Verra Registry

V5#44: VCS SECTORAL SCOPES AND VCS PROJECT CLASSIFICATION SYSTEM

SATISFACTORY VS UNSATISFACTORY EXAMPLES

Satisfactory response:
ARR project applying VM0047 combining agroforestry and plantation forestry selects the following:

- Sectoral scopes: “14. Forestry and other land use”
- Project categories: “Afforestation, reforestation, and revegetation”
- Project activity types: “ARR for agroforestry” and “ARR for plantation forestry”

Unsatisfactory response:
The same project above incorrectly applies the following

- Sectoral scopes: “14. Forestry and other land use”
- Project categories: “Afforestation, reforestation, and revegetation”
- Project activity types: “ARR for ecosystem restoration”

Example reviewer comments:
The project may only select “ARR for ecosystem restoration” where project activities meet the definition of ecosystem restoration in the VCS Program Definitions, v5.0, and the related requirements in section 3.18.10 and 3.18.11

V5#57: SEPARATING REPORTING BY COUNTRY AND METHODOLOGY

UPDATE HIGHLIGHTS

What's changing

Project proponents are now required to report reductions and removals removals broken down by:

- country of generation (for projects spanning multiple countries) countries)
- methodology applied (for projects using more than one methodology) methodology)

Why it matters

- Improves transparency and traceability of VCUs
- Supports tracking of VCUs authorized for use under Article 6 and CORSIA and CORSIA

Effective for all project requests submitted on or after 1 July 2027

REFERENCES

VCS Standard, v5.0, section 3.14.2

V5#57: PD/MR TEMPLATE SECTIONS

RELEVANT TEMPLATE SECTIONS

VCS MR, section 5.4.2 "Buffer Pool Allocation Calculation"
VCS MR, section 5.5.2 "Summary of Reductions and Removals"

Fill out the table below for this monitoring period:

Country	Methodology	Vintage period start	Vintage period end	Net baseline emissions (tCO_2e)	Net project emissions (tCO_2e)	Leakage emissions (tCO_2e)	Total net reductions (tCO_2e)	Total net removals (tCO_2e)	Total net reductions and removals (tCO_2e)
Example: Brazil	*Example: VM0044*	DD-MMM-YYYY *Example: 15-MAR-2025*	DD-MMM-YYYY *Example: 31-DEC-2025*	*Example: 0*	*Example: 25 000*	*Example: 500*	*Example: 0*	*Example: 24 500*	*Example: 24 500*
Example: Brazil	*Example: VM0044*	DD-MMM-YYYY *Example: 01-JAN-2026*	DD-MMM-YYYY *Example: 31-DEC-2026*	*Example: 0*	*Example: 30 000*	*Example: 400*	*Example: 0*	*Example: 29 600*	*Example: 29 600*
Example: Brazil	*Example: VM0044*	DD-MMM-YYYY *Example:*	DD-MMM-YYYY *Example:*	*Example: 0*	*Example: 32 000*	*Example: 500*	*Example: 0*	*Example: 31 500*	*Example: 31 500*

USING THE TEMPLATE SECTIONS

- If the project spans more than one **country**, include a separate row for each vintage period and country. If the project only spans one country, the Country column may be deleted.
- If more than one **methodology** is applied, include a separate row for each vintage period and methodology. If the project only applies one methodology, the Methodology column may be deleted.
- Each country/methodology row should reflect calculations specific to that country or methodology, not derived from dividing up an already-combined figure.
- Incomplete reporting would be where figures are combined into a single row rather than broken out by country and methodology.

V5#79: PROJECT LOCATION REPORTING

UPDATE HIGHLIGHTS

Clarified expectations for reporting a project's geographic information

Require that an updated geolocation file be submitted at both validation and verification.

In the **VCS Program Definitions**, the definitions for "leakage belt" and "project area" were revised. Definition for "project zone" was removed.

New requirements in *Geolocation File Requirements, v5.0*.

REFERENCES

VCS Standard, v5.0, section 3.10.1 – 3.10.4

Registration and Issuance Process, v5.0, section 3.1.7(2), 4.2.3 – 4.2.5, 4.4.3

VCS Program Definitions, v5.0

Geolocation File Requirements, v5.0

V5#79: GEOLOCATION FILE REQUIREMENTS

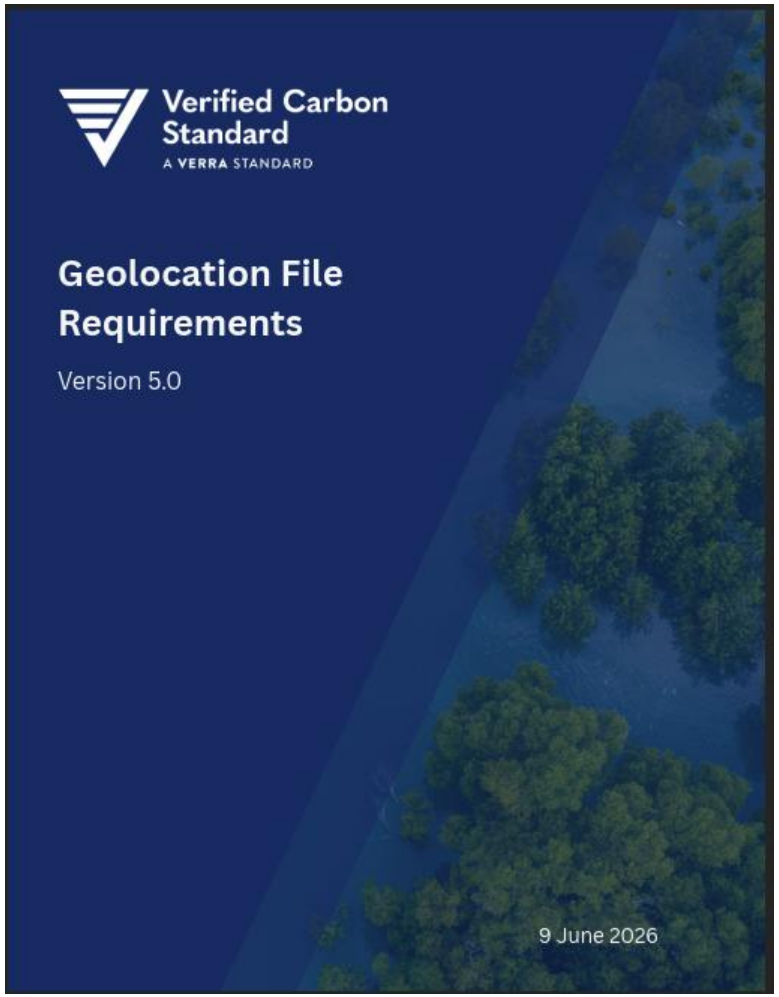

SUMMARY OF THE REQUIREMENTS

- **Content** of the geolocation file specified by E&I, GCS and AFOLU, (e.g., all standard and methodology-specific location reporting)
- **File structure and formatting** requirements: Accepted file formats (i.e., KML/KMZ), coordinate systems, attribute requirements, naming conventions, and data quality expectations.
- **Submission procedures**: How geolocation files must be packaged and submitted with project documentation.
- Recommended **best practices**: Guidance for ensuring completeness, consistency, and usability of spatial data (e.g., valid geometries).

V5#79: PD/MR TEMPLATE SECTIONS

RELEVANT TEMPLATE SECTIONS

VCS PD, section 1.14 "Project Location"

Country	*State the country.*
Region/state/province	*State all applicable regions, states, and provinces.*
District (if applicable)	*State all applicable districts.*
Community/ municipality/city	*State all applicable communities, municipalities, and cities.*

- **Maps:**
  - E&I and GCS: Coordinates of all PAIs
  - AFOLU: polygons of the project area (all PAIs), all methodology-specific areas
  - Grouped projects: Eligibility area
- **Other location information:** Meth/Standard-specific requirements and information on REDD+ jurisdiction status (AFOLU only)

VCS MR, section 1.8 "Project Location"

Project Location Changes: Report any updates to project location information during the monitoring period and provide revised location details where applicable. Otherwise, copy in the information from the PD or previous MR, whichever is the latest.

USING THE TEMPLATE SECTIONS

Review the VCS Standard, v5.0, Sections 3.10.1 - 3.10.4 and the VCS Program Definitions v5.0

Present maps showing project location and spatial data.

Describe the project location information.

Submit geolocation file(s) with required polygons and points data, as applicable.

Keep in mind

- All the standard and methodology-specific requirements for project location information and maps must be met.
- Geolocation files must comply with the Geolocation File Requirements, v5.0

V5#79: PROJECT LOCATION REPORTING

SATISFACTORY VS UNSATISFACTORY EXAMPLES

Satisfactory response:

In a VM007 REDD project requesting registration:

- The map in the PD and the geolocation file show consistent project area.
- All required project geodata (i.e., leakage belt, leakage management area, reference region (RRL and RRD), proxy areas) and eligibility area are included in the geolocation file.
- No overlap with other registered VCS projects.

Unsatisfactory response:

In a VM007 REDD project requesting 2nd verification approval:

- Missing project geodata (e.g., missing leakage belt) in map and geolocation file
- A new PAI has been added to the project. However, no updated geolocation file submitted.
- A PD deviation to modify the leakage management areas. However, the map in the MR does not reflect the approved change.

V5#06: LOSS EVENT DEFINITIONS AND PROCEDURES

UPDATE HIGHLIGHTS

In the VCS Standard and Registration and Issuance Process, requirements were revised pertaining to loss event reporting procedures and expectations. Changes include:

- Verra may notify project proponents of a potential loss. Where the project proponent does not consider the reported loss to qualify as a loss event, the project proponent may provide evidence to support this assertion.
- Loss events reports must be submitted via the Verra Project Hub

In the VCS Program Definitions, the definitions for “loss event” was revised and a new definition was added for “net GHG emission reductions and carbon dioxide removals.”

Effective for all project requests submitted on or after 1 July 2027

REFERENCES

VCS Standard, v5.0, section 2.4

VCS Program Definitions, v5.0

Registration and Issuance Process, v5.0, sections 5.3.1 – 5.3.3

V5#06: PD/MR TEMPLATE SECTIONS

RELEVANT TEMPLATE SECTIONS

VCS MR, section 3.2.2 "Loss Events“

If answering yes to any of the above, fill in the table below. Copy and paste the table as needed for each loss event identified.

Date of the loss event	Date of discovery	Size (hectares impacted)	Amount (tCO_2e)
DD-MMM-YYYY	*DD-MMM-YYYY*	*Example: 10 000 ha*	*Example: 2500*

Justification
Where Verra has notified the project proponent of a potential loss and the project proponent does not consider it to qualify as a loss event, attach evidence to support this assertion. *Explain whether the loss event meets the definition of a reversal, including whether the reversal is avoidable or unavoidable (see the VCS Program Definitions). Justify that the project meets all VCS Program rules related to loss events and reversals.*

USING THE TEMPLATE SECTIONS

- Complete one loss event table for each potential loss.
- Where Verra flagged a potential loss but the proponent disputes it, attach supporting evidence
- Demonstrate conformance to all VCS Program rules on loss events and reversals.

Complete vs incomplete reporting

- Reporting must provide exact dates, size and amount for each distinct loss event, a determination of whether it meets the definition, and supporting evidence.

V5#18: SUSTAINABLE DEVELOPMENT CONTRIBUTIONS REPORTING

UPDATE HIGHLIGHTS

Minor update to incorporate into the VCS Standard the existing requirement that projects **quantify** contributions to specific SDG targets and indicators for at least three SDGs (or project-specific indicators where no relevant SDG indicator exists), which was previously included only in the VCS Monitoring Report template.

3.16 Sustainable Development Contributions

Concept

Project proponents must demonstrate how project activities contribute toward the United Nations Sustainable Development Goals (SDGs). Project proponents are encouraged to align the SDG contributions of project activities with national priorities, where relevant and feasible.

Requirements

3.16.1 Project activities shall be aligned with the SDG objectives of the host country, where such SDG objectives are relevant to the project.

3.16.2 Project activities, or additional activities implemented by the project proponent, shall contribute to sustainable development, demonstrated through one of the following:

1) Quantifying contributions to specific targets and indicators of at least three SDGs[63] for the monitoring period. Where no relevant official SDG indicator exists, a project-specific indicator may be used.

2) Completing a verification to the VCS Program concurrently with the Climate, Community & Biodiversity Standards (CCBS) or Sustainable Development Verified Impact Standard (SD VISta) Programs and documenting contributions to at least three SDGs

REFERENCES

VCS Standard, v5.0, section 3.16

VERRA

V5#18: PD/MR TEMPLATE SECTIONS

RELEVANT TEMPLATE SECTIONS

SD contribution number	*State the ID number of this SD contribution (e.g., 1)*
SDG target	*State the SDG name, target number, and text for this contribution, matching the exact name in the official list of indicators.*[9]
SD contribution indicator type and name	*Select the type of indicator being used to quantify contributions:* ☐ Official SDG indicator ☐ Project-specific indicator[10] *State the name of the indicator. For official SDG indicators, match the exact number and name in the official list of indicators.*[10]
Indicator metadata	*Briefly describe the indicator metadata.*[11] *Include all information listed in the bullets below. Disaggregation is optional.* • *Calculation (including frequency)* • *Unit* • *Data sources (for the baseline and contributions)* • *Baseline (number and year)* • *Expected contributions (numbers and years)*
Planned activities and expected contributions	*Briefly describe the planned activities and how they are expected to contribute to sustainable development, measured by the selected indicator.*
Relevant national SDG objectives	*Briefly describe any relevant national SDG objectives related to this activity. Include the national SDG objectives and source.*

→ In the MR, changes to "Actions taken and contributions delivered"

USING THE TEMPLATE SECTIONS

- Indicator metadata is a key field of this table; it is the minimum information necessary to explain what the indicator measures and the criteria for its interpretation.
- Planned activities and expected contributions: outline how planned activities are intended to contribute to SD and explain how each indicator will measure such contributions.
- Use section 2.4 of the VCS Guidance: Right to Operate, Sustainable Development, Stakeholder Engagement, and Safeguards, v5.0 as a detailed and practical reference.

V5#18: EXAMPLES INCLUDED IN THE GUIDANCE – Section 2.4

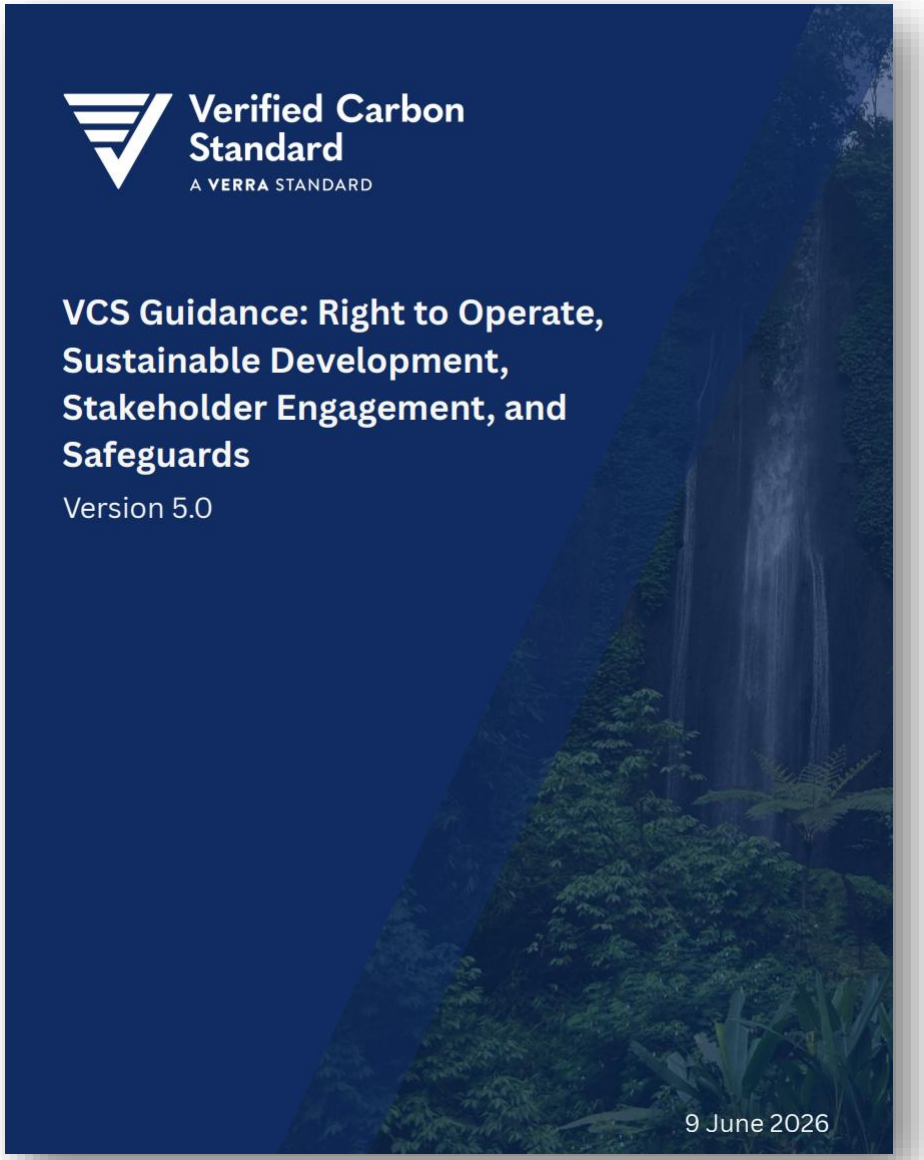

VCS

2.4 Sustainable Development Contributions

2.4.4. Example of Completed SD Contributions Table for the Project Description (PD) and Monitoring Report (MR)

ID	SDG target	SD contribution indicator type and name	Indicator metadata	Planned activities and expected contributions (PD) / Activities implemented and contributions delivered (MR)	Relevant national SDG objectives
1	3.3 By 2030, end the epidemics of AIDS, tuberculosis, malaria and neglected tropical diseases and combat hepatitis, water-borne diseases and other communicable diseases	☒ SDG ☐ Project-specific 3.3.3 Malaria incidence per 1000 population	• Calculation (including frequency):[17] Number of new cases of malaria per 1000 people at risk each year • Unit: Cases per 1000 people at risk • Data sources: ○ Extract of or full 2017 report by the National Malaria Control Program at the Ministry of Health, including information on the number of suspected cases, tested cases, positive cases by detection method and species, and the number of health facilities reporting those cases (where data are available disaggregated to a level relevant to the project area) ○ Logbook detailing households that received distributed bed nets ○ Attendance lists and agendas from workshops • Baseline (number and year): 50 (2017) • Expected contribution (numbers and years): 48 (2020), 45 (2022) • Disaggregation: Sex and age	**Planned activities and expected contributions (PD)** The project plans to reduce malaria incidence per 1000 people at risk from 50 to 45 in 2022 by distributing 200 additional bed nets annually (in 2018–2022) and conducting 3 malaria prevention workshops per year. **Activities implemented and contributions delivered (MR)** **In the monitoring period (2021-2022)** The project reduced malaria incidence per 1000 people at risk from 50 to 46 in 2022 by distributing 200 additional bed nets annually in 2021 and 2022 and conducting malaria prevention workshops. Evidence: • Extract of or full 2017 signed report of the National Malaria Control Program reporting 46 cases per 1000 people at risk in the project area • Signed logbook detailing the households that received the 200 nets distributed in 2021 and 2022 • Attendance lists and agendas from the six workshops conducted in 2021 and 2022	Country: India • India launched the National Strategic Plan for Malaria Elimination (2017–2022), where nets appear as one of the strategies. Source: https://www.who.int/india/news-room/detail/11-07-2017-national-strategic-plan-for-malaria-elimination-(2017-22)-launched • The project's indicator aligns with the country's priorities by providing nets to reduce malaria incidence.

[17] Information from SDG indicator metadata

Overview of General Template Updates

PD/MR Template improvements not related to VCS Version 5 program updates

VERRA

Improved document file naming convention for transparency & consistency

FILE NAME: The following format should be used for the file name of the completed document:

[DocumentType]_[ProjectID]_[DDMMMYYYY]_vX.Y

Components of the file name include the following:

- "DocumentType" is the type of document submitted based on the status request:
  - For pipeline listing requests as *under development:* VCS_PD_DRAFT
  - For pipeline listing requests as *under validation:* VCS_PD_PCP
  - For registration requests: VCS_PD
  - For updated versions of the project description submitted during the project crediting period (e.g., for a project description deviation, methodology change, or baseline reassessment): VCS_PD_Updated
  - For crediting period renewal requests: VCS_PD_CP# (where # indicates the crediting period number)
- "ProjectID" is the unique project ID assigned by the Verra Registry.
- "DDMMMYYYY" is the date of completion of the submitted version of the document:
  - For pipeline listing requests: the date on which the document was completed and is ready for submission
  - For all other requests: the date on which the completed document was approved by the validation/verification body (VVB) and is ready for submission
- "vX.Y" is the version of the document assigned during VVB review:
  - The version number X should be incremented for major revisions (i.e., to address findings raised by Verra in a returned request).
  - The version number Y should be incremented for minor revisions (i.e., to address clarification requests or corrective action requests raised by the VVB during an audit).

More detailed information on project title page and new document history section

Document History

Fill out the table below with the document history. For each iteration of this document, state the document file name and ensure the name includes the document type, the project ID, the document completion date, and the document version number. Describe the purpose of each different file, ensuring that a reader can understand the document history and find the correct file to review.

Document file name	Description
Example: VCS_PD_DRAFT_[ProjectID]_[DDMMMYYYY]_v1.0	*Example: Draft project description submitted to Verra for a pipeline listing request as under development*
Example: VCS_PD_PCP_[ProjectID]_[DDMMMYYYY]_v1.0	*Example: Draft project description submitted to Verra for pipeline listing request as under validation*
Example: VCS_PD_ [ProjectID]_[DDMMMYYYY]_v1.0	*Example: Initial version of the final project description submitted to the VVB, before submission to Verra*
Example: VCS_PD_ [ProjectID]_[DDMMMYYYY]_v1.1	*Example: Final project description submitted to Verra for the initial registration request after minor revisions to address VVB findings*
Example: VCS_PD_ [ProjectID]_[DDMMMYYYY]_v2.0	*Example: Revised version of the final project description resubmitted to Verra for a registration request following a returned request*

Better guidance on interpretation of terms and more consistent application

- Attach
- Describe
- Explain
- Fill out
- Include
- Justify
- Select
- State

Note: The use of the terms "explain" and "justify" are based on the guidance set out in ISO 14064-3:2019, clause 0.3

VERRA

Guidance on interpreting the terms used in this template

The following terms are used to indicate the type and depth of information expected in responses.

Term	Description/Use
"Attach"	*Provide the specified information as supporting evidence in an appendix or as a separate document. Attachments are typically referenced in the main response but not reproduced in full within it.*
"Describe"	*Provide narrative information by stating facts or characteristics. A description generally includes an outline of what items, features, or components exist, or an overview of what was done in terms of approach, process, or systems.*
"Explain"	*Provide the reasoning or logic behind an approach or decision, making the process and thinking transparent. An explanation generally includes how and why approaches were used or decisions were made.*
"Fill out the table"	*Complete all the fields in the table. This instruction indicates that all fields must be completed unless explicitly stated otherwise. Delete all example text from the table.*
"Include"	*Ensure that the specified information, content, or element is a part of the response. This is a general instruction on content to be covered, without prescribing format or level of detail unless otherwise stated.*
"Justify"	*Demonstrate that a choice, approach, or decision is appropriate or acceptable, supported by objective information. The justification should enable an independent auditor to assess whether a choice, approach, or decision is appropriate. A justification generally includes:* • *an explanation (i.e. how and why approaches were used or decisions were made)* • *why alternative approaches were not chosen, where relevant* • *supporting data, analysis, references, or comparative examples*
"Select"	*Choose the applicable option(s) from those provided. This term is used for yes/no responses, multiple-choice questions, and box ticking, and does not require additional narrative unless specifically requested.*
"State"	*Provide only the requested information. This term is used to request facts, values, characteristics, or other details in a specified format.*

Simplify: Revise instructions for clarity and ease of use

VCS PD

Section 1.12: "Conditions Prior to Project Initiation"

Reduced repetition with baseline scenario section, simplified instructions

VCS PD

Section 1.13: "Description of the Project Activity"

Reduced repetition with conditions prior, baseline scenario sections; new table format for listing E&I project activities; new table format for implementation schedule

VCS MR

Section 3.2.1: "General Implementation Status

New table format for listing milestones and implementation status

VCS PD

Section 4: "Quantification of Estimated Reductions and Removals"

Clarified instructions, added example equations

Example

1.12 Description of the Project Activity

Describe the project activity or activities (including the technologies or measures employed) and how it/they will achieve the GHG emission reductions or carbon dioxide removals. Describe the implementation schedule of project activity or activities.

For non-AFOLU projects:

- *Include a list and the arrangement of the main manufacturing/production technologies, systems and equipment involved. Include in the description information about the age and average lifetime of the equipment based on manufacturer's specifications and industry standards, and existing and forecast installed capacities, load factors and efficiencies.*
- *Include the types and levels of services (normally in terms of mass or energy flows) provided by the systems and equipment that are being modified and/or installed and their relation, if any, to other manufacturing/production equipment and systems outside the project boundary. Clearly explain how the same types and levels of services provided by the project would have been provided in the baseline scenario.*
- *Where appropriate, provide a list of facilities, systems, and equipment in operation under the existing scenario prior to the implementation of the project.*

For AFOLU projects:

- *For all measures listed, include information on any conservation, management or planting activities, including a description of how the various organizations, communities and other entities are involved.*
- *In the description of the project activity, state if the project is located within a jurisdiction covered by a jurisdictional REDD+ program.*

1.13.1 Description of Project Activity

Describe the project activity(ies) and the technology or measures to be employed to implement each project activity. Explain how the project activity(ies) will achieve the estimated reductions or removals.

For AFOLU projects, include a list of each measure to be employed to implement the project activity, including any conservation, management, or planting activities.

For GCS and E&I projects, include a list of all technologies, systems, or equipment to be employed for the project activity, by filling out one table below for each technology, system, or type of equipment:

Technology, system, or equipment	*State the name of the manufacturing or production technology, system, or equipment being used, modified, or installed.*
Age and average lifetime	*State the age and average lifetime of the equipment, based on manufacturer specifications and industry standards.*
Technical specifications	*State the existing and forecasted installed capacities, load factors, and efficiencies.*
Type and level of service provided	*State the types and levels of services (in terms of mass or energy flows) provided by the technology, measure, or equipment and their relation, if any, to other manufacturing or production equipment and systems outside the project boundary.*

1.13.2 Implementation Schedule

Fill out the table below to describe the schedule of milestones or actions planned in project development and implementation, such as preparatory meetings, start and end dates for each project activity, and monitoring dates. Add rows as needed for each milestone or action.

Date	Milestone or action	Description
DD-MMM-YYYY	*Example: Purchase and transport of seedlings*	*Example: Seedings are to be purchased from the distributor and transported to the project area.*
DD-MMM-YYYY	*Example: Cookstoves distributed to Village A*	*Example: Cookstoves are to be distributed to eligible households in Village A.*

Standardize: Request required information in a more consistent format

VCS PD
Section 1.15: "Compliance with Laws and other Regulatory Frameworks"

Require list of laws and explanation of compliance in a table format instead of open text; more explicit KYC/risk assessment questions

VCS PD
Section 1.16: "Double Counting and Participation with Other GHG Programs"

Request required information in a table format instead of open text

VCS PD
Section 1.17: "Double Claiming, Other Forms of Credit, and Scope 3 Emissions"

Request required information in a table format instead of open text

VCS PD
Section 3.6: "Methodology Deviations"

VCS MR
Section 3.4.2: "PD Deviations

Request required information in a table format instead of open text

Example

1.16 Double Counting and Participation under Other GHG Programs

1.16.1 No Double Issuance

Is the project receiving or seeking credit for reductions and removals from a project activity under another GHG program?

☐ Yes ☐ No

If yes, provide required evidence of no double issuance as outlined by the VCS Standard.

1.16 Double Counting and Participation with Other GHG Programs

1.16.1 No Double Issuance

Is the project receiving or seeking credit with another GHG program for reductions and removals from the project activity(ies)?

☐ Yes ☐ No

If answering yes, fill out the tables below with details of the reductions and removals claimed under the other GHG program:

Vintage period start	Vintage period end	Volume	Serial number(s)	Other relevant identification information
DD-MMM-YYYY	*DD-MMM-YYYY*			
Add rows as needed				

Name and contact information of program administrator	*State the name and contact information of the program administrator.*
Details of participation	*Describe the project's participation in the program.*
Evidence of no double counting	*Describe the evidence provided here and explain how it meets the requirements for such evidence set out in the VCS Standard. Attach evidence of no double counting in an appendix or as a separate document.*

VERRA

Reorganize: Move or add sections to improve structure and readability

VCS PD
Section 4.4: "Other Relevant Quantification"

New section for details on quantification that does not apply to all project types (non-permanence, buffer calculation, LTA, de minimis)

VCS PD
Section 5.1 and Appendix 2: "Data and Parameters"

Move all reporting on data and parameters to an appendix to reduce volume of pages in main PD which are primarily used as reference material

VCS PD
Section 3.3: "Project Boundary"

Added new table to request information on carbon pools considered in AFOLU project boundary

Example

For projects required to assess permanence risk:

i) Provide the requested information using the table below:

State the non-permanence risk rating (%)	*Example: 20%*
Has the non-permanence risk report been attached as either an appendix or a separate document?	☐ Yes ☐ No
For ARR and IFM projects with harvesting, state, in tCO2e, the Long-term Average (LTA).	
Has the LTA been updated based on monitored data, if applicable?	☐ Yes ☐ No If no, provide justification.
State, in tCO_2e, the expected total GHG benefit to date.	
Is the number of GHG credits issued below the LTA?	☐ Yes ☐ No If no, provide justification.

4.4 Other Relevant Quantification

4.4.1 Non-Permanence Risk Analysis

This section applies only to projects required to assess non-permanence risk. For all other projects, explain that this section is not applicable, delete the instructions and tables, and move to the next section.

4.4.1.1 Buffer Pool Allocation Calculation

If the applied methodology(ies) provide procedures and equations to separate estimates into reductions versus removals, fill out the table below to provide the estimated buffer pool allocation for the entire project crediting period. Add rows as needed if the project spans more than one country or applies more than one methodology.

Country	Methodology	Net baseline carbon stock change (tCO_2e)	Net project carbon stock change (tCO_2e)	Risk rating (%)	Buffer pool allocation (reductions)	Buffer pool allocation (removals)	Total buffer pool allocation
Example: USA	*Example: VM0010*	*Example: 10 000*	*Example: 20 000*	*Example: 15%*	*Example: 1500*	*Example: 3000*	*Example: 4500*

4.4.2 Long-Term Average

This section only applies to ARR and IFM projects with harvesting. For all other projects, explain that this section is not applicable, delete the instructions and tables, and move to the next section.

For ARR and IFM projects with harvesting, fill out the table below:

Long-term average (LTA) (tCO_2e)[21]	
Has the LTA been updated based on monitored data, where relevant?	☐ Yes ☐ No *If answering no, justify the selection.*
Include the expected total GHG benefit to date (tCO_2e)	
Is the number of GHG credits issued below the LTA?	☐ Yes ☐ No *If answering no, justify the selection.*

VERRA

Q&A

For all other questions: secretariat@verra.org

THANK YOU

VCS PROGRAM DEVELOPMENT TEAM

PROGRAM DEVELOPMENT AND INNOVATION

VERRA.ORG

SECRETARIAT@VERRA.ORG